

SATs Information Evening



What are SATS?

- SATS (Standard Assessment Tests) are taken by all children in England at the end of Year 6. They measure what children all over the country can do when they are set the same questions. The results of these tests give you valuable information about how your child is doing at school.
- In May 2019, our year 6 pupils will take tests in English and Maths.
- Secondary schools use this information for gaining a base level alongside our Teacher Assessments.



Recent Changes to SATs

- In 2014/15 a new national curriculum framework was introduced by the government for Years 1, 3, 4 and 5
- KS1 (Year 2) and KS2 SATs (Year 6) were based on this new curriculum for the first time in 2016.
- This is the fourth year pupils will receive the new style of tests and reporting arrangements which does not use levels.



No More Levels!

- Old national curriculum levels (e.g. Level 3, 4, 5) have now been abolished, as set out in the government guidelines.
- In 2016, test scores were reported as 'scaled scores'.
- This meant that last year it was very difficult to compare the assessments with previous years.
- Also the goal posts have been moved! The new curriculum is more rigorous and sets higher expectations which means it cannot be compared with the old level system.



What are Scaled Scores?

- A score of **100** represents the '**national standard**'.
- Each pupil's raw test score is converted into a score on the scale, either at, above or below 100. The scale ranges from the lowest score of 80 (well below the expected standard) and the highest score of 120 (working well above the expected standard).
- In July each pupil will receive:
 - **A raw score for the subject (number of raw marks awarded).**
 - **A scaled score in each tested subject.**
 - **Confirmation of whether or not they attained the national standard.**



Example of Scaled Scores

- A child awarded a **scaled score of 100** is judged to have **met the 'national standard'** in the area judged by the test.
- A child awarded a **scaled score of more than 100** is judged to have **exceeded the national standard** and demonstrated a higher than expected knowledge of the curriculum for their age.
- A child awarded a scaled score of **less than 100** is judged to have **not yet met the national standard** and performed below expectation for their age.



Higher Attaining Pupils

- In the past, additional Level 6 tests were produced for children who demonstrated higher than expected attainment, above Level 5.
- There are no longer any separate tests for the most able children.
- Instead, each test will have scope for higher attaining pupils to show their strengths.



The Tests

- Key Stage 2 SATs take place nationally in the week commencing 13th May 2019.
- Statutory tests will be administered in the following subjects:
 - Reading (60 minutes)
 - Spelling (approximately 15 minutes)
 - Punctuation, Vocabulary and Grammar (45 minutes)
 - Mathematics
 - - Paper 1: Arithmetic (30 minutes)
 - - Paper 2: Reasoning (40 minutes)
 - - Paper 3: Reasoning (40 minutes)



The Timetable

Time	<u>Monday</u> 13 th May 2019	<u>Tuesday</u> 14 th May 2019	<u>Wednesday</u> 15 th May 2019	<u>Thursday</u> 16 th May 2019
AM	English grammar, punctuation and spelling test: Paper 1 short answer questions.	English Reading paper	Mathematics: Paper 1 arithmetic test.	Mathematics: Paper 3 reasoning.
AM	English grammar, punctuation and spelling test: Paper 2 spelling.		Mathematics: Paper 2 reasoning.	



Spelling Punctuation and Grammar Test

40

Tick one box in each row to show if the underlined conjunction is a **subordinating conjunction** or a **co-ordinating conjunction**.

Sentence	Subordinating conjunction	Co-ordinating conjunction
I like ice-skating <u>and</u> roller-skating.		
Jamie likes roller-skating, <u>but</u> he has never tried ice-skating.		
Jamie will go ice-skating <u>if</u> I go with him.		

1 mark

15

Put a tick in each row to show the type of **pronoun** underlined in each sentence.

	Personal pronoun	Relative pronoun	Possessive pronoun
Are you taking <u>yours</u> with you?			
On Mondays we have art, <u>which</u> is my favourite lesson.			
Fatima forgot where <u>she</u> had put the bag.			

1 mark


A Spelling test is administered containing 20 words, lasting approximately 15 minutes.

A separate test is given on Punctuation, Vocabulary and Grammar

This test lasts for 45 minutes and requires short answer questions, including some multiple choice.

Marks for these two tests are added together to give a total for Spelling, Punctuation and Grammar





The New Reading Test:

This test will take 1 hour and the children will be given both the test booklet and the reading booklet. They will have the whole hour to complete the booklet.

Instructions

Questions and Answers

You have now had 15 minutes to read *No place like home* and *The Earthship* leaflet. In this booklet, there are different types of question for you to answer in different ways. The space for your answer shows you what type of writing is needed.

- **short answers**
Some questions are followed by a short line or box.
This shows that you need only write a word or phrase in your answer.
- **several line answers**
Some questions are followed by a few lines.
This gives you space to write more words or a sentence or two.
- **longer answers**
Some questions are followed by a large box.
This shows that a longer, more detailed answer is needed to explain your opinion. You can write in full sentences if you want to.
- **other answers**
For some questions you need do no writing at all and you should tick, draw lines to, or put a ring around your answer. Read the instructions carefully so that you know how to answer the question.

Marks

The number under each box at the side of the page tells the maximum number of marks for each question.

Please wait until you are told to start work on page 4. You should work through the booklet until you are asked to stop, referring to your reading booklet and leaflet when you need to. When a question includes a page reference, you should refer to the text on that page to help you with your answer. You will have 45 minutes to answer the questions in this booklet.

Here are some of the people who wrote to Norman.
Use these names to answer the questions on this page.

Dad Mum Beth Mrs Bouquet Grandma Alfred

8. Who wrote to Norman using the most formal style of writing? 8
1 mark

9. Who admired Norman most for what he had done? **Find and copy** one phrase that shows this. 9
1 mark

- The Reading Test consists of a single test paper with three unrelated reading texts.

- A total of 50 marks are available



The Maths Papers

- Children will sit **three tests: Paper 1, Paper 2 and Paper 3.**
- Paper 1 is for 'Arithmetic' lasting for 30 minutes, covering calculation methods for all operations, including use of fractions, percentages and decimals.
- Questions gradually increase in difficulty. Not all children will be expected to access some of the more difficult questions later in the paper.



Example Arithmetic Questions

1 $979 + 100 =$

1 mark

24 $15.4 - 8.88 =$

1 mark

2 $123 \times 2 =$

1 mark

25

1 3 3 0 1 6

Show your method

2 marks



Reasoning Papers

- Papers 2 and 3 cover 'Problem Solving and Reasoning', each lasting for 40 minutes.
- Pupils will still require calculation skills but will need to answer questions in context and decide what is required to find a solution.



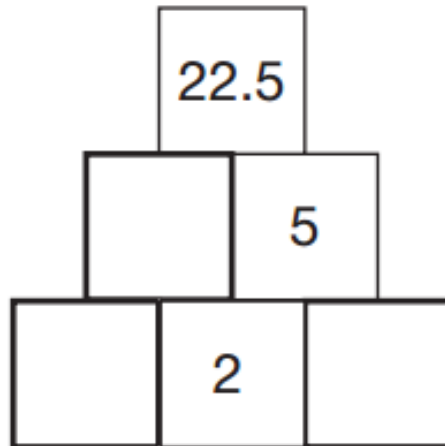
Paper 2/3 Questions

14

Here is a number pyramid.

The number in a box is the **product** of the two numbers below it.

Write the missing numbers.



2 marks



16

Large pizzas cost £8.50 each.

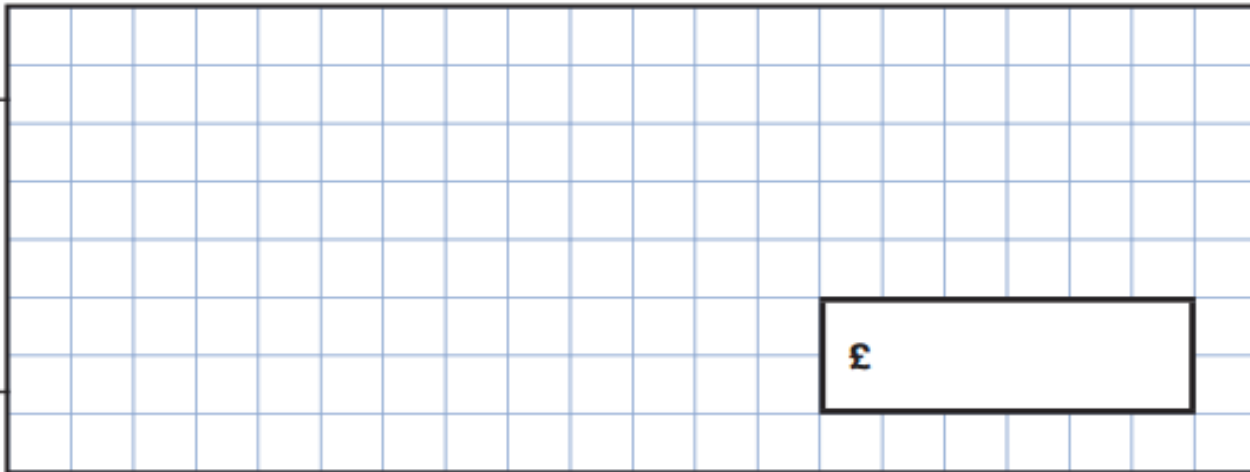
Small pizzas cost £6.75 each.

Five children together buy one large pizza and three small pizzas.

They share the cost equally.

How much does each child pay?

Show
your
method



2 marks



What happens now?

- Over the next term and a half we will be picking up the pace and will be aiming to finish the Primary Curriculum.
- We will then start to focus on any areas identified as needing more practice and looking at past papers / test technique.



How you can help your child

- Make sure your child attends school everyday and avoid term time absences where possible.
- **Continue to read widely and often.**
- Support your child to learn their times-tables off by heart and at speed.
- Provide children with a quiet place and sufficient time to do their homework. (CGP books will be sent home)
- Support children to learn their spellings!
(We know it's tempting to miss these out but they are important)
- Children have a login to a times table and spelling Website - practice



Spellings

Aa accommodate accompany according achieve aggressive amateur ancient apparent appreciate attached available average awkward	Cc category cemetery committee communicate community competition conscience conscious controversy convenience correspond criticise curiosity	Ee embarrass environment equipment equipped especially exaggerate excellent existence explanation	Hh harass hindrance	Ii identity immediate immediately individual interfere interrupt	Ll language leisure lightning	Mm marvellous mischievous muscle	Nn necessary neighbour nuisance	Oo occupy occur opportunity	Pp parliament persuade physical prejudice privilege profession programme pronunciation	Qq queue	Rr recognise recommend relevant restaurant rhyme rhythm	Ss sacrifice secretary shoulder signature sincere sincerely soldier stomach sufficient suggest symbol system	Tt temperature thorough twelfth	Vv variety vegetable vehicle	Yy yacht
--	--	---	----------------------------------	---	---	--	---	---	---	--------------------	--	---	---	--	--------------------

Y6 SATS Spelling Words

Plurals add s	Plurals y to an i and add es	Verb Endings ing	Verb Endings drop e add ing	Verb Endings double last letter add ing	Superlatives
attempts carriages castles creature(s) engines foundations hedges materials pieces selects stripes structures visitors	bodies cities families	according building climbing extinguishing fighting gleaming interesting sprawling spreading vanishing	challenging escaping exciting including moving raising wrestling	beginning planning slipping swimming	biggest largest rasiest tallest widest

Verb Endings ed	Verb Endings double letter add ed	Verb Endings change y to an i and add ed	Verb Endings just add d	'ly' words	'c' makes 's'
absorbed camped delivered designed developed disappeared disturbed echoed finished rehearsed remained stretched transformed transported uncleed	grabbed occurred planned slipped stopped trapped	carried qualified satisfied	arrived disguised excited illuminated injured involved judged released replaced required	actually approximately carefully extremely frequently generally gently gingerly gradually highly importantly particularly perfectly physically smoothly thoroughly	audience centre century excellent exciting necessary notice silence

Words in bold have been repeated in more than one year's test.

www.spellframe.co.uk




Reading booklist




Matilda
Roald Dahl



Kensuke's
Kingdom
Michael Morpurgo



The Crossover
Kwame Alexander




Phoenix
S F Said



Charlotte's Web
E B White



Alice's Adventures In
Wonderland
Lewis Carroll



The Lion, the Witch
and The Wardrobe
C S Lewis




Stig Of The Dump
Clive King



Artemis Fowl
Eoin Colfer




Diary Of A Wimpy
Kid
Jeff Kinney



Five Children and
It
E Nesbit



Beetle Boy
M G Leonard



Clockwork
Phillip Pullman



The Secret Garden
Frances Hodgson
Burnett



Websites

- www.woodlands-junior.kent.sch.uk/revision/index.html
- www.mathszone.co.uk/
- www.nrich.maths.org/public/monthindex.php
- www.icteachers.co.uk/children/children_sats.htm
- <http://www.topmarks.co.uk/Search.aspx?Subject=16&AgeGroup=3> (good for x tables)

- **MATHS REVISION VIDEOS**
<https://www.youtube.com/channel/UCVelQlu1fp6tm1aJLc2zUuw/playlists>
- <http://mrparkinsonict.blogspot.co.uk/2015/03/numeracy-sats-revision-guides-from.html> MR P Blog that explains how to use videos.

Avoiding stress ...

- These tests are designed to test what the children have been learning at school.
- Children do not need to spend every evening and holiday revising! The purpose of revision is to help children practise and remember what they have learnt not to redo the whole curriculum.
- **Relaxation is important too!**

