



A workshop for parents
September 2017
Spelling in KS2

Spelling workshop for parents

Aims

- Introduction
- Why spelling is important
- The National Curriculum
- How spelling is taught in school
- Spelling strategies


A black arrow points to the right from the left edge of the slide. Below it, several thin, curved lines in shades of blue and grey sweep upwards and to the right, creating a decorative border on the left side of the page.

Spelling is

~~diffecolt~~

~~challengeng~~

hard.



We want a school of excellent spellers!

Why?

- ▶ It is important to learn how to spell in this age of texting!
- ▶ We need to raise standards
- ▶ New SPAG test (Spelling, punctuation and Grammar Test) for Years 2/6
- ▶ End of year expectations from the 2014 curriculum



The National Curriculum for English 2014

- ▶ The National Curriculum for English 2014
- ▶ For Year 1, Year 2, Years 3 and 4, Years 5 and 6
- ▶ Statutory requirements for reading, writing, grammar and spelling
- ▶ Rules and Guidelines (non-statutory)
- ▶ Example words (non-statutory)
- ▶ Word Lists
- ▶ National Curriculum handouts



We want a school of excellent spellers! How?

- Building on excellent phonics teaching and raised standards in the Foundation Stage and KS1
- Reviewed timetable for the teaching of spelling in KS2 where spellings are taught daily just like phonics
- Regular spellings sent home (investigated in school)
- Investigation and fun!
- Teaching spelling strategies and rules
- Spelling words in dictated sentences
- Tricky words
- Spellings books

A dark grey arrow points to the right from the left edge of the slide. Below it, several thin, curved lines in shades of blue and grey sweep across the left side of the slide.

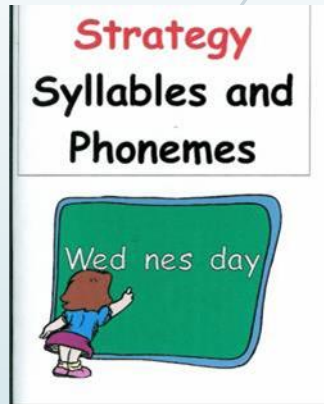

The teaching of spelling

- Tell the children the objective/strategy
- Introduce a set of relevant words
- Children to sort words and identify patterns
- Help children to hypothesise and test their ideas
- Explain the principle behind the pattern
- Practise the convention
- Explore and extend - exceptions, variations



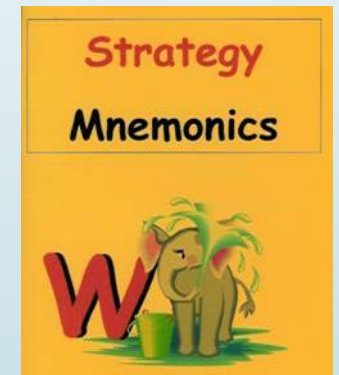

Benefits of Investigations


- They appeal to problem-solving instincts
- Children have to be more active in deconstructing words
- They model a self-help strategy
- An interesting way to learn
- They aid memory
- They are more likely to lead to children applying correct spellings to their work than learning lists



Spelling strategies


- Roots (morphemes)
- Syllables and Phonemes
- Analogy
- Handwriting
- Mnemonics



A dark grey arrow points to the right from the left edge of the slide. Below it, several thin, light blue lines curve upwards and to the right, resembling stylized grass or abstract brushstrokes.

Your turn
Look and 'Learn'

annihilate
bildungsroman
definitely
separately

A dark grey arrow points to the right from the top left. Several thin, curved lines in shades of blue and grey sweep across the left side of the page.

Now have a go at spelling the words you have just seen.

Good Luck




Investigate and learn

an nihil ate

bil dungs roman

de finite ly

separately



How can parents support spelling at home?

Investigate the word i.e. find out where the word comes from, link them to patterns, can the word be changed by adding prefixes, suffixes. How many new words can you find?

Practise the spelling by writing them down

Display the spellings and rules

Identify them in text

Make up rhymes with the children



Useful websites

- http://www.bbc.co.uk/bitesize/ks2/english/spelling_grammar/
- <http://www.bbc.co.uk/skillswise/game/en19patt-game-wordsearch-ould>
- <http://resources.woodlands-junior.kent.sch.uk/games/educational/literacy2.htm>

Teachers who
Love teaching,
teach
children
to Love
Learning.



T H A N K Y O U